

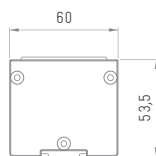
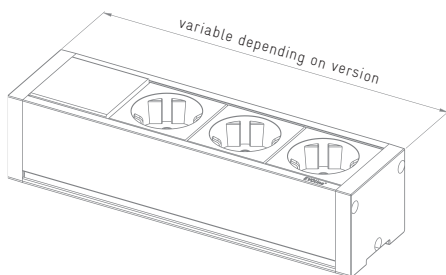
EVOLine® U-Dock



EVoline[®] U-Dock

EVoline U-Dock can be mounted to any work surface in various ways.

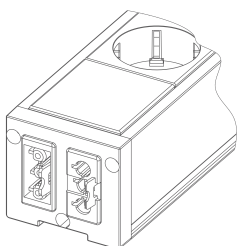
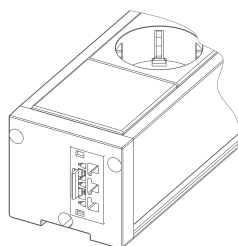
As a robust base for a professional power and data supply, the freely configurable aluminium profile can be equipped with various power and data modules as well as safety devices for protection of personnel and machinery.



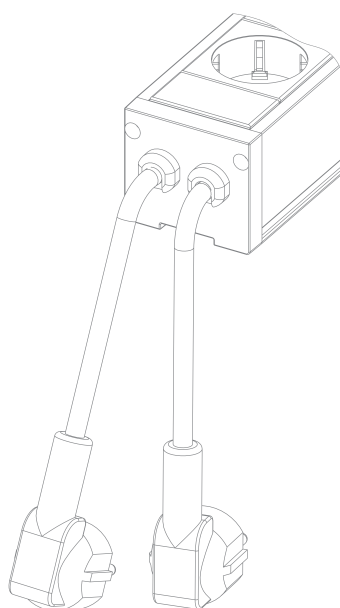
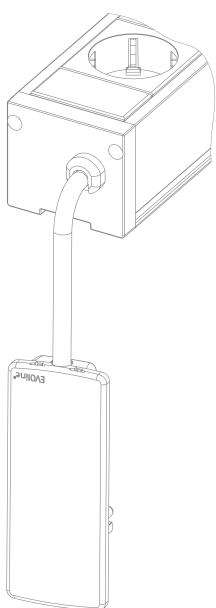
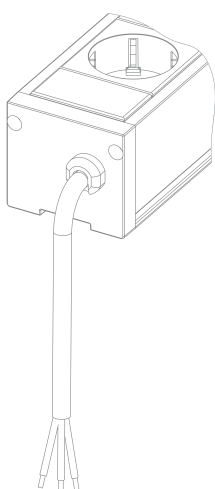
Dimensions in mm

Profile	Aluminium
End Caps	Plastics
Installation	On-Desk-Mounted (Mounting-angles)
Configurable	yes

Examples of power supply options:



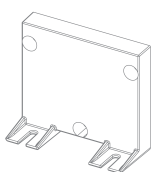
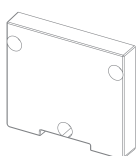
End cap with
Wieland GST 18i3, or
WAGO WINSTA power input
or output connector.



End cap with fixed power
supply cable.

Available with several
country specific plugs,
EVOLine Plug, wire end
ferrules,
Wieland GST 18i3- or
WAGO WINSTA Connector.

End cap colour: black



All above mentioned
U-Dock end caps are
available with or without
mounting angles.

EVOLine®

Schulte Elektrotechnik GmbH & Co. KG

Juengerstrasse 21
D-58515 Luedenscheid
Germany

Telephone +49 23 51 / 94 81-0
Fax +49 23 51 / 4 26 58

E-Mail info@schulte.com
Internet www.evoline.com

